





District Health Assessment for Multiple District B through November 2025

		Clubs							Membership							Member Strength		Cancellation		Reports			Finance	Leadership			
District Name	Status/ Number of Months in Status *	Active Clubs	Clubs in Status Quo	Total Clubs	% Status Quo Clubs in Financial Suspension	New Clubs	Cancelled Clubs	YTD Net Club Gain/Loss	Current Members In Active Clubs	Current Members In Status Quo Clubs	Current Total Members Count	YTD Add	YTD Drop	YTD NetGrowth (includes Active and Status Quo)	YTD NetGrowth% (includes Active and Status Quo)	Member Count 12 Months Ago	Average Member Count Per Club	% of Clubs with less than 20 members	Average Cancelled Club Age	Members Lost Due to Cancelled Clubs	% of Clubs Reporting Service	% No MMR in 3 Months	% No Officer Report in 12 months	% of Clubs with balance 90+ days	Number of Zone Chairs Recorded	Number of Region Chairs Recorded	District Officers Vacancies **
B 1	T(24)	52	0	52	0%	0	0	0	1016	0	1016	72	27	45	4.63%	1,019	20	56%	0	0	77%	48%	2%	8%	12	5	
B 2		67	3	70	100%	1	0	1	1294	32	1326	111	70	41	3.19%	1,187	19	59%	0	0	91%	57%	1%	19%	12	9	
B 3		72	0	72	0%	2	0	2	1883	0	1883	123	42	81	4.50%	1,890	26	35%	0	0	71%	58%	0%	13%	18	7	
B 4		67	0	67	0%	3	0	3	1765	0	1765	107	41	66	3.88%	1,350	26	33%	0	0	93%	60%	0%	3%	13	5	
B 5	T(24)	45	2	47	100%	2	0	2	838	30	868	105	43	62	7.69%	858	19	57%	0	0	96%	51%	4%	26%	7	0	
B 6	T(24)	47	1	48	100%	2	0	2	879	11	890	147	35	112	14.40%	815	19	67%	0	0	92%	40%	2%	4%	15	9	
B 7	T(24)	54	0	54	0%	2	1	1	1122	0	1122	80	51	29	2.65%	1,116	21	46%	2	11	76%	65%	4%	2%	14	6	2nd VDG
B 8	T(24)	34	0	34	0%	0	0	0	728	0	728	39	11	28	4.00%	668	21	47%	0	0	79%	62%	0%	0%	12	7	
B 9	T(24)	28	1	29	100%	1	0	1	602	12	614	89	11	78	14.55%	554	22	45%	0	0	100%	55%	3%	14%	8	7	
		466	7	473	100%	13	1	12	10127	85	10212	873	331	542	5.60%	9,457	22	49%	2	11	85%	55%	2%	10%	111	55	




District Health Assessment for Multiple District F through November 2025

		Clubs							Membership							Member Strength		Cancellation		Reports			Finance	Leadership			
District Name	Status/ Number of Months in Status *	Active Clubs	Clubs in Status Quo	Total Clubs	% Status Quo Clubs in Financial Suspension	New Clubs	Cancelled Clubs	YTD Net Club Gain/Loss	Current Members In Active Clubs	Current Members In Status Quo Clubs	Current Total Members Count	YTD Add	YTD Drop	YTD NetGrowth (includes Active and Status Quo)	YTD NetGrowth% (includes Active and Status Quo)	Member Count 12 Months Ago	Average Member Count Per Club	% of Clubs with less than 20 members	Average Cancelled Club Age	Members Lost Due to Cancelled Clubs	% of Clubs Reporting Service	% No MMR in 3 Months	% No Officer Report in 12 months	% of Clubs with balance 90+ days	Number of Zone Chairs Recorded	Number of Region Chairs Recorded	District Officers Vacancies **
F 1	T(24)	63	4	67	100%	0	0	0	944	38	982	33	40	-7	-0.71%	1,024	15	78%	0	0	84%	69%	6%	7%	13	7	
F 2	T(24)	52	0	52	0%	3	0	3	1154	0	1154	73	40	33	2.94%	1,063	22	42%	0	0	98%	71%	4%	13%	14	0	
F 3	T(24)	36	2	38	100%	0	1	-1	507	13	520	21	30	-9	-1.70%	542	14	87%	57	10	63%	76%	5%	18%	6	0	
F 4	T(24)	50	1	51	100%	1	0	1	987	9	996	42	37	5	0.50%	901	20	43%	0	0	84%	65%	0%	8%	10	4	
		201	7	208	100%	4	1	3	3592	60	3652	169	147	22	0.61%	3,530	18	62%	57	10	84%	70%	4%	11%	43	11	



District Health Assessment for Multiple District G through November 2025

	Clubs								Membership							Member Strength		Cancellation		Reports			Finance	Leadership				
	Status/ District Name	Number of Months in Status *	Active Clubs	Clubs in Status Quo	Total Clubs	% Status Quo Clubs in Financial Suspension	New Clubs	Cancelled Clubs	YTD Net Club Gain/ Loss	Current Members In Active Clubs	Current Members In Status Quo Clubs	Current Total Members Count	YTD Add	YTD Drop	YTD NetGrowth (includes Active and Status Quo)	YTD NetGrowth% (includes Active and Status Quo)	Member Count 12 Months Ago	Average Member Count Per Club	% of Clubs with less than 20 members	Average Cancelled Club Age	Members Lost Due to Cancelled Clubs	% of Clubs Reporting Service	% No MMR in 3 Months	% No Officer Report in 12 months	% of Clubs with balance 90+ days	Number of Zone Chairs Recorded	Number of Region Chairs Recorded	District Officers Vacancies **
G 1			56	5	61	100%	0	1	-1	1346	87	1433	125	94	31	2.21%	1,462	24	48%	2	10	92%	54%	3%	18%	18	9	
G 2	T(19)		51	3	54	100%	0	0	0	1191	45	1236	35	60	-25	-1.98%	1,173	23	50%	0	0	70%	56%	0%	39%	14	7	
			107	8	115	100%	0	1	-1	2537	132	2669	160	154	6	0.23%	2,635	25	49%	2	10	82%	55%	2%	28%	32	16	

\* - District Status: P - Provisional, T - Transitional.  
\*\* - District Officers Vacancies: DG - District Governor, 1st VDG - First Vice District Governor, 2nd VDG - Second Vice District Governor.